



Instructions for Club Locker Membership Platform, SafeSport Training, and Background Checks

INTRODUCTION

USA Badminton has completed the migration process to the new membership management system, Club Locker. If you had an account on the previous platform, it may have been migrated. See the instructions for existing accounts at the bottom. The new system will use a yearly subscription for USA Badminton membership to make renewal easy and convenient. Additionally, USA Badminton will hold tournament sign-ups, certification processes, and rankings directly on the membership management system. An individual may only have one USAB membership.

This is for individual membership. If you are trying to register a club as a compliant USAB member club, please go to <https://usabadminton.org/membership/member-clubs/>.

The U.S. Center for SafeSport (USCSS) has made changes to the SafeSport certification process that affect USA Badminton (USAB) as well as all other National Governing Bodies (NGBs) of the U.S. Olympic and Paralympic Committee (USOPC). Namely, the USCSS is migrating the certification records of all NGBs, along with the learning management system (LMS) that contains all the SafeSport training courses, to a new technology platform called Absorb. USAB's SafeSport data has already been migrated.

What this means for USAB members is that there is now a new way for members to look up their SafeSport certification records as well as take training courses and get certified. Instead of going through the SimplyCompete website, please go directly to safesporttrained.org to review your certification records and take SafeSport training or use the enrollment key link <https://safesporttrained.org/?KeyName=NGBUSAB-5ttIX9> if you did not previously have an account.

NCSI background checks will be done directly through the NCSI website. To complete your background check, please go to the NCSI website at this link – <https://usabadminton.quickapp.pro/positions>.

Club Locker Membership

Membership Payment

USA Badminton membership will work on a yearly subscription service that offers automatic renewal. New members will be charged \$50 for their initial membership year. Unexpired and active memberships will subsequently be able to renew for \$40. Expired memberships that are renewed more than 30 days after the membership expired will be subject to an additional \$10 initiation fee and the new membership term will begin when payment is received and expire no less than one year later. If you pay your membership renewal within 30 days after the expiration of your current membership term, your renewed membership will expire one year after the current term expires.

Upon activation, all memberships will be automatically enrolled in the yearly subscription renewal service for \$40 yearly and you will receive a statement confirming your renewal.

You may cancel your membership automatic renewal subscription at any time by emailing ContactUs@usabadminton.org. If you opt-out of automatic renewal, when you receive your annual renewal bill you can manually renew online through your Club Locker account before your current membership expires.


Cancellation Policy

If you request to cancel your membership, it will expire without renewal at the end of the current term, but with no dues refunded. We reserve the right for cancellation of a membership at our discretion, without prior notification. Reasons for cancellation include but are not limited to verbally or physically abusive behavior or material misrepresentation. USAB advocates for the safety of our members, employees and service providers as our top priority.


Instructions for New Accounts

(Only if you did not previously have a SimplyCompete account. If you had a SimplyCompete account, please see the appropriate section.)

1. Go to <https://usabadminton.clublocker.com/>
2. Select “Create free account”. Be aware that the text may be hidden by the background.



USA
BADMINTON

Username 

Password

Keep me logged in

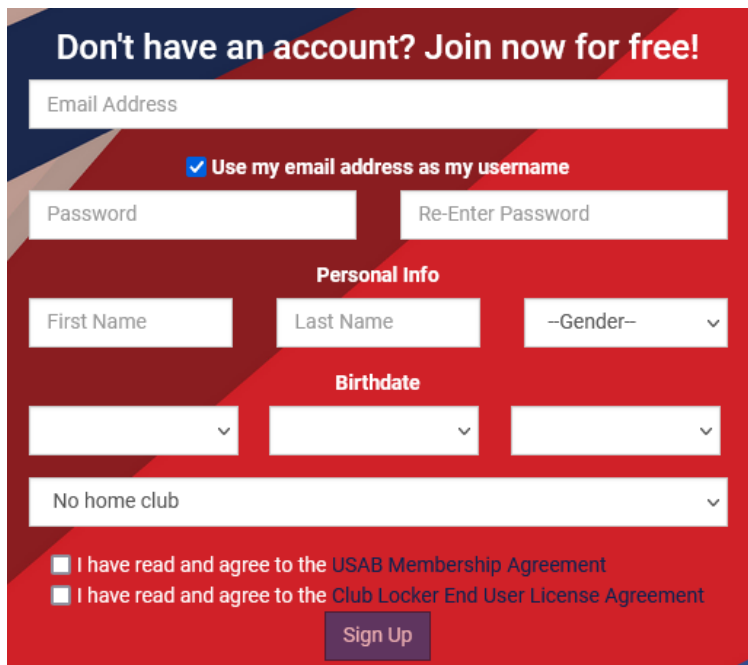
LOGIN

[Create free account](#)

[Forgot Username/Password?](#)

By signing up, you agree to the [Terms and Conditions for Club Locker](#) and the [USA Badminton Privacy Policy](#).

3. Enter information and read USAB Membership Agreement and Club Locker End User License Agreement before clicking “Sign Up”.



Don't have an account? Join now for free!

Email Address

Use my email address as my username

Password Re-Enter Password

Personal Info

First Name Last Name --Gender--

Birthdate

No home club

I have read and agree to the [USAB Membership Agreement](#)

I have read and agree to the [Club Locker End User License Agreement](#)

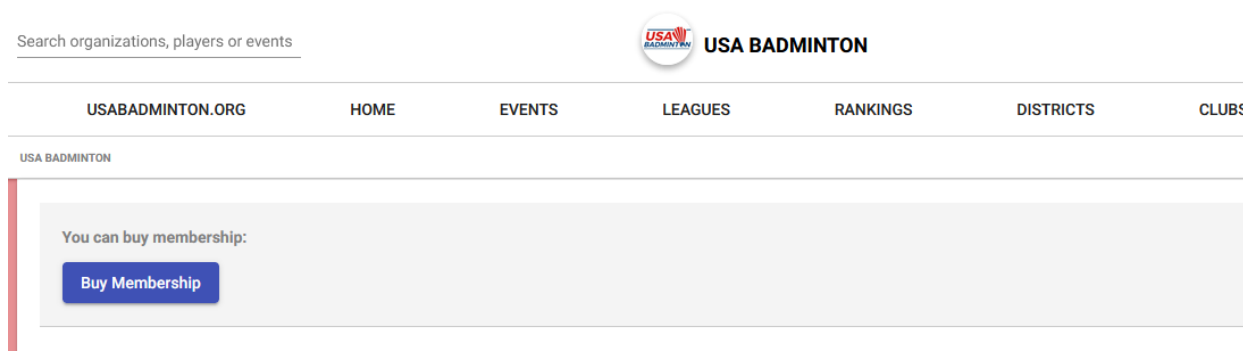
Sign Up

4. Enter username and password to log in.



The image shows a login form for USA Badminton. At the top is the USA Badminton logo, which features the text "USA" in red and "BADMINTON" in blue, with a stylized red and white shuttlecock graphic. Below the logo are two input fields: "Username" and "Password". To the right of the "Username" field is a small blue icon with the letters "cl". Below the "Password" field is a checkbox labeled "Keep me logged in". At the bottom of the form is a dark blue button with the word "LOGIN" in white capital letters.

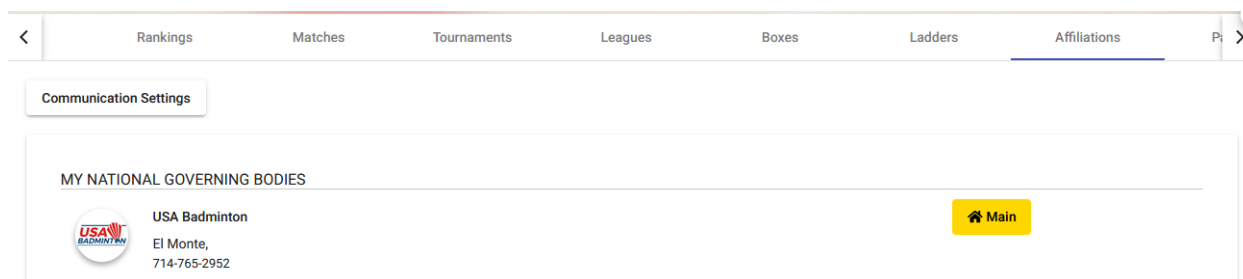
5. Click “Buy Membership”.



The image shows a section of the USA Badminton website. At the top left is a search bar with the placeholder text "Search organizations, players or events". To the right of the search bar is the USA Badminton logo and the text "USA BADMINTON". Below this is a horizontal navigation bar with the following links: "USABADMINTON.ORG", "HOME", "EVENTS", "LEAGUES", "RANKINGS", "DISTRICTS", and "CLUBS". Below the navigation bar is a banner with the text "You can buy membership:" and a blue button labeled "Buy Membership".

6. Select membership type and payment method.


7. Go to My Profile by clicking your name in the top right. Click on “Affiliations” on the navigation bar and select USA Badminton as the main affiliation.



The image shows a user profile page on the USA Badminton website. At the top is a navigation bar with the following tabs: "Rankings", "Matches", "Tournaments", "Leagues", "Boxes", "Ladders", "Affiliations", and "Profile". The "Affiliations" tab is currently selected. Below the navigation bar is a button labeled "Communication Settings". Below that is a section titled "MY NATIONAL GOVERNING BODIES". In this section, there is a card for "USA Badminton" with the following information: "USA Badminton", "El Monte,", and "714-765-2952". To the right of this card is a yellow button with a house icon and the text "Main".

Instructions for Existing Accounts (Migrated from Simply Compete Platform)

1. Go to <https://usabadminton.clublocker.com/>



The screenshot shows the login page for USA Badminton Club Locker. At the top is the USA Badminton logo. Below it are two input fields for 'Username' and 'Password'. There is a 'Keep me logged in' checkbox and a 'LOGIN' button. A link for 'Forgot Username/Password?' is located below the login button. At the bottom, a disclaimer states: 'By signing up, you agree to the Terms and Conditions for Club Locker and the USA Badminton Privacy Policy.'

2. Click on “Forgot Username/Password” and enter the email you used in SimplyCompete.



Reset Password

Enter your email/username:

We will send you an email with a link to reset your password.

RESET

3. Follow the instructions in the email to log in to your account. Renew membership as needed (See Step 5-6 for New Accounts).

SafeSport Training

Instructions for New Accounts

(Only if you did not previously have a SimplyCompete account. If you had a SimplyCompete account, please see the appropriate section.)

1. Use this link to access the USA Badminton SafeSport training and create your account:
<https://safesporttrained.org/?KeyName=NGBUSAB-5ttlX9>
 - a. **Note: Make sure you use the link above rather than going directly to SafeSport’s website, as you will not be under USA Badminton and will be directed to purchase the SafeSport course that USA Badminton provides for free.**

Instructions for Existing Accounts

(Migrated from Simply Compete Platform)

1. Go to safesporttrained.org and click “Login” and “Forgot Password”. Enter the email you used to access SimplyCompete.
2. Once you are logged in, you can view a summary of your course completion records by clicking on “Transcript” from the dropdown menu on the upper right-hand corner of the screen. If you have SafeSport questions or need to report any issues with your certification records, you can call the USCSS Help Desk at 720.676.6417.

NCSI Background Check

Instructions

1. Use this link to complete your background check for USA Badminton:
<https://usabadminton.quickapp.pro/positions>